



European Funds
for Social Development



Republic
of Poland

Co-funded by the
European Union



User's guide to FERS¹ application system

Content

How to register	2
How to apply	4
The application form	4
Structure	5
Field types	5
Obligatory fields and validation	6
Submitting your application	7
Additional elements	8

¹ FERS - European Funds for Social Development 2021-2027

Why NAWA system

The NAWA on-line system was developed to process digital project applications² submitted both by the applicants and project participants financed from the European Social Fund +.

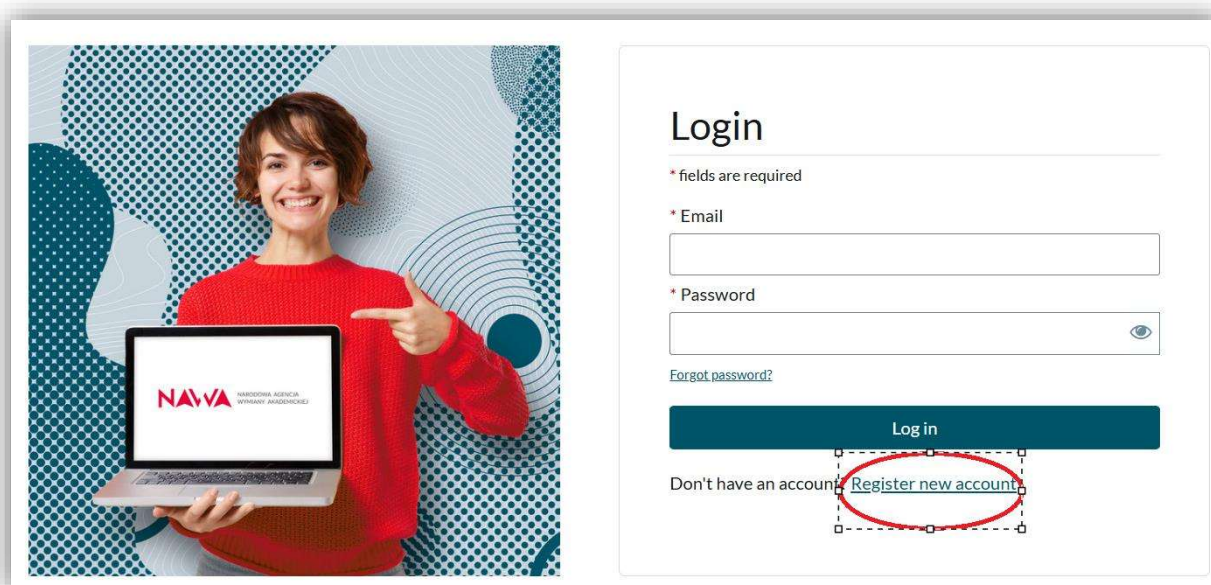
The system helps NAWA to collect necessary data of the project participants³, as set out in the Implementation Act.

The system allows the participants to submit their application forms by using the link⁴ provided by the recruiting institution.

In order to use the system, first you need to register and activate your account⁵.

How to register

First, enter the NAWA Programs webpage: [Login](#)



Register new account if you do not have one yet:

Don't have an account? [Register new account](#)

² Project application – an electronic form submitted in the NAWA ICT system accessed by the participant after registering and logging in.

³ Project participant – a physical person directly benefiting from the ESF+

⁴ Link – direct web page address of the application form, generated by NAWA for the recruiting institution

⁵ Account – collection of data identifying the project participant registered in the system that grants access to specific services after providing the identifier (e-mail address) and password.

In order to register, please fill in your name, e-mail address and provide a password:


Register

* fields are required


* First name

* Last name

* E-mail

* Password
 

Minimal requirements: · 8 characters · uppercase · lowercase · number
· special character

* Repeat password
 

* I accept the [regulations](#)

* I confirm that I am familiar with the information obligation
specified in the [regulations](#)

I agree to receive the NAWA newsletter to the e-mail address
provided by me in accordance with the [newsletter regulations](#)

After filling in and submitting the registration form, you will receive an e-mail containing an activating link:

Activate your account in the NAWA system

Click on the link below or copy and paste it into your web browser:

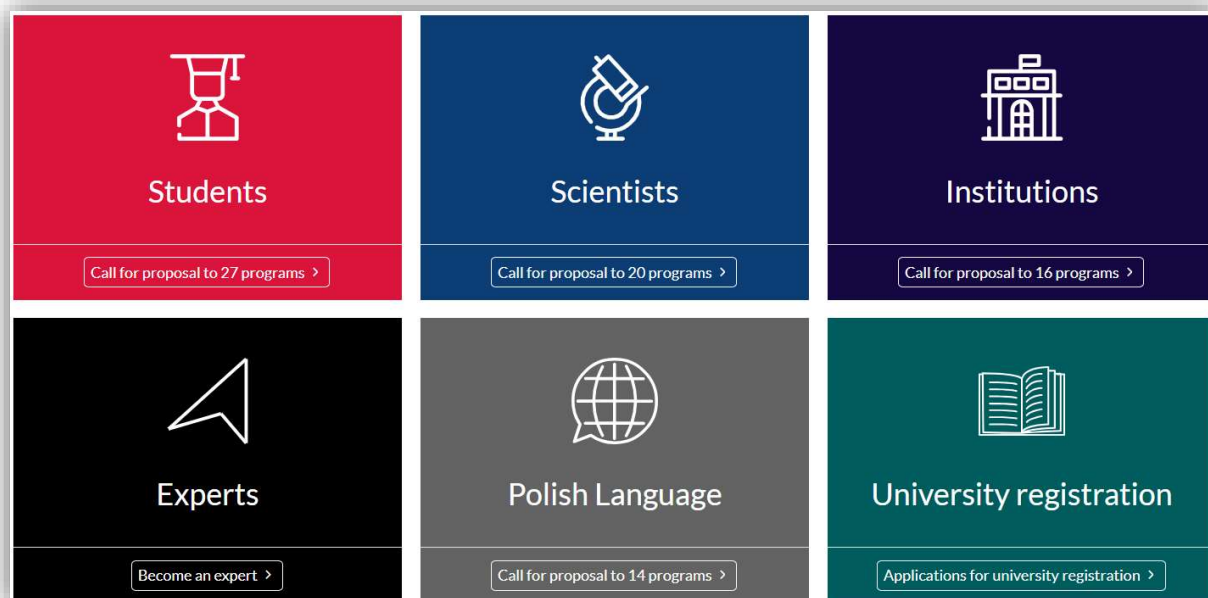
[activation link](#)

This will activate your account in the National Agency for Academic Exchange system.

It's a necessary step that allows NAWA to verify your credentials and for the application process to run smoothly. After clicking on the activation link, you will receive the following notification:

Welcome to the NAWA system

and you will be transferred to the NAWA Programmes window:



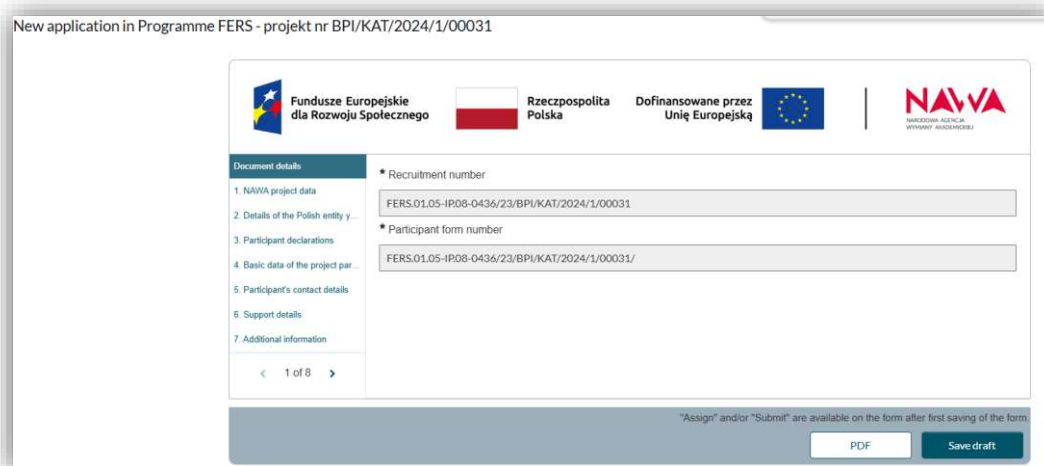
How to apply

Some of the NAWA programmes can only be accessed by using a dedicated link. Please **use the link provided by the recruiting institution** by clicking on it or copying it in the browser address bar.

Note: all the programmes financed from European Funds for Social Development (FERS) programme are accessible **only** by using the link provided by the recruiting institution. In order to successfully use the link, the participant needs to be registered and logged in the NAWA system

The application form

The link will transfer you directly to the application form to be filled in:



New application in Programme FERS - projekt nr BPI/KAT/2024/1/00031

Fundusze Europejskie dla Rozwoju Społecznego | Rzeczpospolita Polska | Dofinansowane przez Unię Europejską | **NAWA** POLISH NATIONAL AGENCY FOR ACADEMIC EXCHANGE

Document details

- 1. NAWA project data
- 2. Details of the Polish entity y...
- 3. Participant declarations
- 4. Basic data of the project par...
- 5. Participant's contact details
- 6. Support details
- 7. Additional information

< 1 of 8 >

* Recruitment number
FERS.01.05-IP08-0436/23/BPI/KAT/2024/1/00031

* Participant form number
FERS.01.05-IP08-0436/23/BPI/KAT/2024/1/00031

Assign and/or *Submit* are available on the form after: first saving of the form

PDF Save draft

As a first step please choose the „Save draft” option at the bottom of the page:



It will allow your draft to be saved. Otherwise, the first draft will be saved automatically after a few seconds.

We encourage you to save your draft regularly as you fill in your application in order not to lose any data in case of any technical issues or Internet shortage.

Structure

Each form in the NAWA system contains sections with different fields that you fill in.

Each section is visible in the form of a menu on the left-hand side of the screen:



After choosing a section, you are presented with fields to fill in.

Field types

The fields are of different types, such as:

- Text field – a field you complete/change with any/specific text, depending on the requirements
- Single choice field – a field where you may only choose one option



- Drop-down list – a list of options where you may only choose one item



European Funds
for Social Development



Republic
of Poland

Co-funded by the
European Union



Note: you received the link from the specific recruiting institution– please remember to choose this institution in the field *Name of the institution*:

* Category

An institution from the POLON list

Other

* Name of the institution

Please select:

- Checkbox – either a multiple choice field or a confirmation box used for participants' declarations

* I hereby declare my voluntary participation in the project on the terms presented to me by the institution applying to NAWA or the NAWA delegating entity.

Yes

- Calendar – date choice field

* Starting date of participation in the project

YYYY-MM-DD

- Attachment – field for a pdf attachment

Additional attachments

Maximum number of files: 3. Format: PDF. Maximum file size: 10 MB

Obligatory fields and validation

Some fields in the application form are obligatory. Such fields are marked with a red asterisk:

* Purpose of submitting the form

Submitting the participant form

Correcting of the participant form

If you have not filled in a field or filled it incorrectly, the asterisk remains red. If the field is completed, the star will turn black.

★ Purpose of submitting the form

Submitting the participant form

Correcting of the participant form

The NAWA system will not allow you to submit the application form without filling in all the obligatory fields correctly. You will receive a list of errors you need to correct:

Your form contains the following errors

1. Recruitment number: Fill in the field correctly
2. NAWA project data: Fill in the field correctly
3. NAWA project title: Fill in the field correctly

Additionally, such fields will have an extra comment below:

★ Name of the institution

Please select:

Fill in the field correctly

Some of the fields are inactive because their content comes from a different source. Such fields are grey:

★ NIP of the entity supported under the NAWA project (an institution applying to NAWA)

6750001923

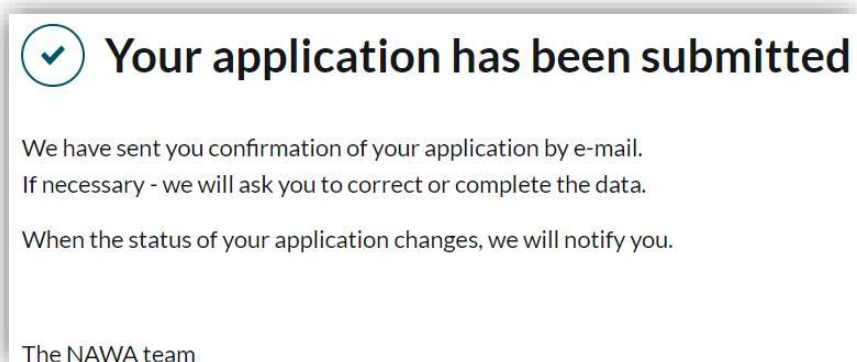
Submitting your application

If you have filled in all of the fields correctly, you may submit your application form. In order to do so, choose „Submit” button at the bottom of the application form:

PDF PDF with attachments Save draft **Submit**

If the form is not filled in correctly, the system will not accept it and you will receive the list of errors (as explained above).

If the form was filled in correctly, you will receive the following confirmation:



Additional elements

Language options

NAWA system has two language versions: Polish and English. You may change the version by using the flag icon in the right top corner of the screen:



Note: the change of the language version doesn't always change the view of the document. The translation is not dynamic.

The user profile

The user profile contains your data. You may view or edit your information. You can access the user profile by selecting options next to your name in the top right corner of the screen:





European Funds
for Social Development



Republic
of Poland

Co-funded by the
European Union



After choosing „My profile” you may edit some of the information:

Jacek Testowski Why add a profile? Change password

Personal information

Name * Email

Surname * Nationality

Date of birth

Contact details

Current password *

New password *

Repeat new password *

Password must contain a minimum of 8 characters, including at least one uppercase and one lowercase, a number, and a special character.

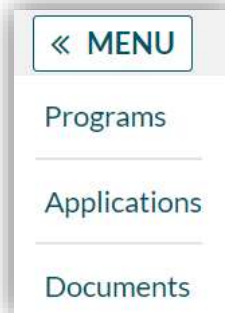
The obligatory fields are marked with a red asterisk.

Menu

You may use the drop-down menu in the top left corner. It contains available sections of the NAWA system:



In your case it offers three sections:



- Programs – the page you see after logging in. It provides access to different NAWA Programme categories
- Application forms – the list of your forms – both submitted and in the draft version:

Signature	Program	Submission date	Last status change	Status	Options
<input type="checkbox"/>	FERS TEST 1	Thu 31 Oct 2024 09:54	Thu 31 Oct 2024 09:54	<input type="checkbox"/> Draft	<input type="checkbox"/> Edit <input type="checkbox"/> Remove <input type="checkbox"/> View <input type="checkbox"/> Download the application in PDF
BPI/FRS/2024/1/0 0010	FERS TEST 1	Thu 26 Sep 2024 15:49	Thu 26 Sep 2024 15:59	<input checked="" type="checkbox"/> Submitted	<input type="checkbox"/> View <input type="checkbox"/> Download the application in PDF

Here you can see what Programmes you have applied to or download the submitted application forms in the pdf format. You may also delete or edit the drafts.

- Documents – the section contains all the documents related to a specific application form

Notifications

Notifications are sent by the system following specific actions, e.g. when a document is assigned to the user.

The aim of the notifications is to make sure you are aware of certain actions to be carried out or to keep you updated on the process.

You may access your notifications by choosing the bell icon in the top right corner of the screen:



After clicking on the icon you can see the list of all your notifications:

Notification		
2024-10-31	Application no SNN/eks/0025/1/00003 in SN_025Eksperci_UAT...	read full ▼
2024-10-29	Application no BPI/EUR/2024/1/00001 in Sieć NAWA-EURAX...	read full ▼
2024-10-28	Testowy Benek assigned you to a document FORM_CHAT BPI/WT...	read full ▼

The notifications in bold have not yet been read. You may click on „read full” to access notification content.

2024-08-26	Dokument SKB_PROD_INFORMACJA_POKONTROLNA_BENEFICJ ENCI NAW...	ukryj ▲
Dokument SKB_PROD_INFORMACJA_POKONTROLNA_BENEFICJ ENCI <u>NAW/TES/2222/2/00008/91/2024/LSB/00001/IPB/00001</u> do projektu <u>NAW/TES/2222/2/00008</u> w kontroli <u>91/2024</u> w programie NAWA_SKB_PROD zmienił status na „Złożony”		

The notifications contain relevant links (underlined) such as document or applications numbers. The links transfer you to appropriate pages in the system.

Some of the notifications are also sent automatically to your e-mail address to ensure you receive the information as soon as possible.