

Bialystok University of Technology International Relations Office



1. Create your account.

2. Read and accept the above information. The “Continue”.

Create an account

Przetwarzanie danych

1. dane osobowe będą przetwarzane przez Politechnikę Białostocką z siedzibą w Białymstoku, ul. Wiejska 45A, 15-351 Białystok (dalej Uczelnia), w celu skontaktowania się z Uczelnią, osoba, której dane osobowe są przetwarzane może napisać e-mail do Inspektora Ochrony Danych, na adres: iod@pb.edu.pl;
2. Pani/Pana dane osobowe przetwarzane będą w celu przeprowadzenia procesu rekrutacji na studia, wydania decyzji w zakresie przyjęcia lub odmowy przyjęcia na studia, dochodzenia roszczeń, zawarcia umowy na usługi edukacyjne, w celach statystycznych, w celu realizacji zadań statutowych Uczelni w trakcie odbywania studiów oraz w celach archiwizacyjnych;
3. podstawą prawną przetwarzania Pani/Pana danych jest art. 160a, art. 169 ust. 1, art. 170c ust. 2 i art. 170d i art. 192 ust. 1 ustawy dnia 27 lipca 2005 roku Prawo o szkolnictwie wyższym (Dz. U. z 2017 r., poz. 2183 z późn. zm.) oraz w zakresie innych danych prawnie uzasadniony interes Uczelni polegający na umożliwieniu kandydatowi elektronicznej rekrutacji na studia oraz dochodzenia roszczeń;
4. podanie danych jest dobrowolne, jednak konieczne do realizacji wyżej określonych celów, a brak ich podania uniemożliwi przeprowadzenie rekrutacji na studia;
5. Pani/Pana dane osobowe będą udostępniane na potrzeby ministra właściwego do spraw szkolnictwa wyższego (art. 170c ust. 1 ustawy z dnia 27 lipca 2005 roku Prawo o szkolnictwie wyższym) oraz innym podmiotom wyłącznie w przypadkach przewidzianych przepisami prawa, w tym podmiotom, z którymi Uczelnia zawarła stosowne umowy, np. w związku z korzystaniem z usług zewnętrznych, m.in. w zakresie IT;
6. Pani/Pana dane osobowe będą przechowywane w okresach niezbędnych do realizacji wyżej określonych celów, przewidzianych przepisami prawa oraz wewnętrznymi aktami prawnymi obowiązującymi w Uczelni, a w przypadku zakwalifikowania się na studia – przechowywane będą przez okres 50 lat od ukończenia studiów;
7. osoby, których dane osobowe przetwarza Uczelnia, mają prawo do dostępu do swoich danych osobowych; żądania sprostowania danych, które są nieprawidłowe; żądania usunięcia danych, gdy dane nie są niezbędne do celów, dla których zostały zebrane lub w inny sposób przetwarzane albo żądania ograniczenia przetwarzania danych;
8. Uczelnia nie przekazuje danych osobowych poza teren Polski;
9. Uczelnia nie przetwarza podanych danych osobowych w sposób opierający się na zautomatyzowanym przetwarzaniu, w tym profilowaniu;
10. osoby, których dane osobowe przetwarza Uczelnia, mają prawo do wniesienia skargi do właściwego organu nadzorczego, gdy uznają, że przetwarzanie danych osobowych narusza powszechnie obowiązujące przepisy w tym zakresie.

☒ I have read and accept the above information

[I resign](#) [Continue](#)

3. Once you enter your email address and create a password an activation link will be sent to your email address.

Create an account


Email address

0 / 100

Password

Confirm password

Create an account



A message with activation link has been sent to the address:
xxxxx@xxxx.xx (to the given address)

Login

Email address

0 / 100

Password

[? forgot password](#)

[create an account](#)

Log in

4. You'll be able to log in after activating your account.

Login

Email address

0 / 100

Password

[? forgot password](#)

[create an account](#)

Log in

5. Click and fill your Personal form. This sections is composed by 5 subsection (a, b, c , d, e). Please make sure you complete them too.

European Union

Politechnika Białostocka
BIAŁYSTOK UNIVERSITY OF TECHNOLOGY

REGISTRATION

News Studies Units Registration

My account

My data Personal forms Enrollment applications Payments Messages Notifications Consents Help

My data

Cubano Cubanito

E-mail: [redacted]

IRK identifier: 25

After time specified by applicable regulations, registrations are archived and candidates' data deleted from the system. If you do not wish to lose access to your account, you can indicate you want to keep it in the form below.

☐ I want to keep my account in the system for future registrations.

Save

Login methods

Email [redacted]

Notification settings

Preferred notifications language: English

☒ Inform about new messages via email

☒ Inform about new notifications via email

Save settings

Change e-mail address

Change password

Delete the account

European Union

Politechnika Białostocka
BIAŁYSTOK UNIVERSITY OF TECHNOLOGY

REGISTRATION

News Studies Units Registration

My account

My data Personal forms Enrollment applications Payments Messages Notifications Consents Help

Basic personal data a.)

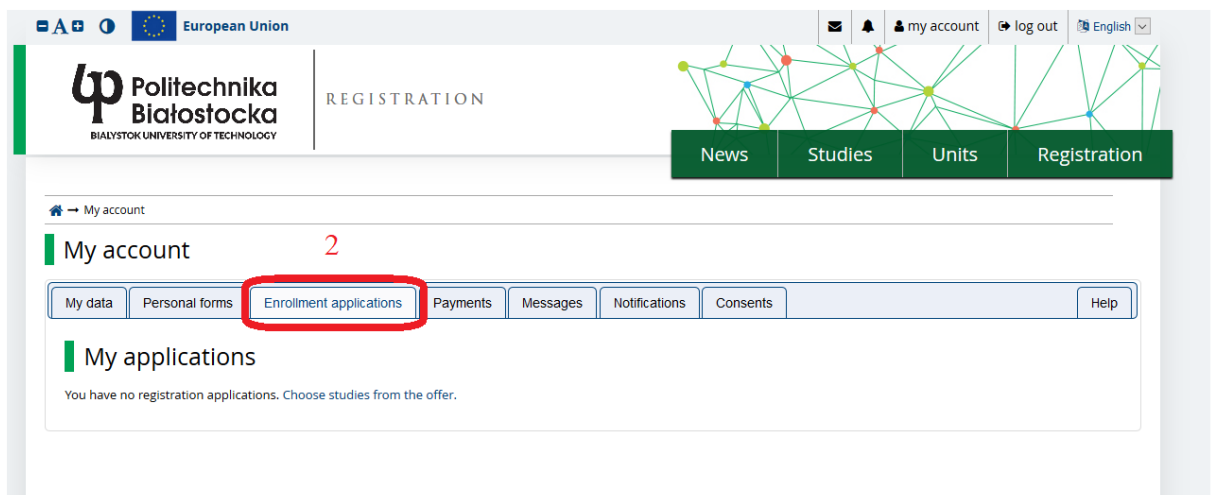
Address and contact information b.)

Photo c.)

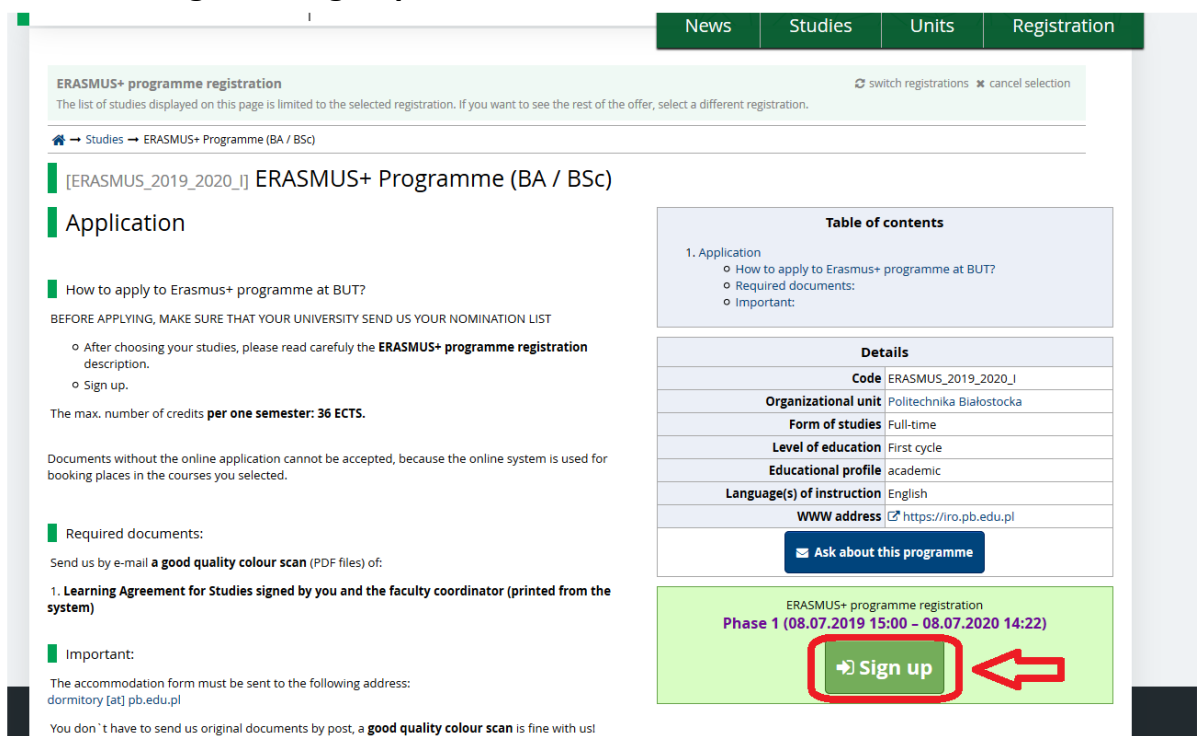
Education d.)

Additional personal information e.)

6. In the Enrollment application you'll be able to choose your study cycle.



7. Click on the green “Sign up” button



8. Choose the current period of study

🏠 → Studies → ERASMUS+ Programme (BA / BSc) → New application


New application

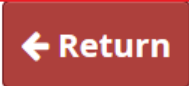


Please choose which term or terms of study you want to apply for. Remember that you won't be able to change it.

Studies [ERASMUS_2019_2020_I] ERASMUS+ Programme (BA / BSc)

Registration ERASMUS+ programme registration

Phase Phase 1 (08.07.2019 15:00 – 08.07.2020 14:22)

Period of study 

9. Complete the additional questions (including Table B info).


🏠 → Studies → ERASMUS+ Programme (BA / BSc) → New application

Additional information

Studies [ERASMUS_2019_2020_I] ERASMUS+ Programme (BA / BSc)

Registration ERASMUS+ programme registration

Phase Phase 1 (08.07.2019 15:00 – 08.07.2020 14:22)

 Additional questions - foreigner

Additional questions - foreigner

Additional questions for foreigners

Mother's name* 0 / 500

Father's name* 0 / 500

Mother's maiden name* 0 / 500

Issuing organization* 0 / 500


Sending Institution* 0 / 500

Start typing university's name or city to have suggestions displayed. If you can't find your university, you can enter it manually.

Sending Institution Faculty/Department* 0 / 500

Sending Institution Contact Person*

Name, e-mail, phone

Receiving Institution Faculty/Department* -- select -- 

Subject 1	Code	Name	Semester	Ects
	<input type="text"/>	<input type="text"/>	<input type="text"/>	<input type="text"/>

Table B Before the mobility " Recognition at the Sending Institution"

Subject 2	Code	Name	Semester	Ects
	<input type="text"/>	<input type="text"/>	<input type="text"/>	<input type="text"/>

Table B Before the mobility " Recognition at the Sending Institution"

Table B Before the mobility "Recognition at the Sending Institution"				
Subject 8	Code	Name	Semester	Ects
Table B Before the mobility "Recognition at the Sending Institution"				
Subject 9	Code	Name	Semester	Ects
Table B Before the mobility "Recognition at the Sending Institution"				
Subject 10	Code	Name	Semester	Ects
Table B Before the mobility "Recognition at the Sending Institution"				

* required field

[← Return](#) [→ Continue](#)

10. Click 'My account –Enrollment applications'

🏠 → Studies → ERASMUS+ Programme (BA / BSc)

[ERASMUS_2019_2020_I] ERASMUS+ Programme (BA / BSc)

✓ You have successfully created a recruitment application. Go to the page [My account → Enrollment applications](#) to view the list of additional forms and/or documents that need to be printed and submitted.

Application

How to apply to Erasmus+ programme at BUT?

BEFORE APPLYING, MAKE SURE THAT YOUR UNIVERSITY SEND US YOUR NOMINATION LIST

- After choosing your studies, please read carefully the **ERASMUS+ programme registration** description.
- Sign up.

The max. number of credits **per one semester: 36 ECTS**.

Documents without the online application cannot be accepted, because the online system is used for booking places in the courses you selected.

Required documents:

Send us by e-mail a **good quality colour scan** (PDF files) of:

1. **Learning Agreement for Studies signed by you and the faculty coordinator (printed from the system)**

Important:

The accommodation form must be sent to the following address:
[dormitory\[at\]pb.edu.pl](mailto:dormitory[at]pb.edu.pl)

You don't have to send us original documents by post, a **good quality colour scan** is fine with us!

Table of contents

- Application
 - How to apply to Erasmus+ programme at BUT?
 - Required documents:
 - Important:

Details

Code	ERASMUS_2019_2020_I
Organizational unit	Politechnika Białostocka
Form of studies	Full-time
Level of education	First cycle
Educational profile	academic
Language(s) of instruction	English
WWW address	https://iro.pb.edu.pl
✉ Ask about this programme	

ERASMUS+ programme registration

Phase 1 (08.07.2019 15:00 – 08.07.2020 14:22)

You have already applied for these studies in this registration phase.

Your applications for this programme (go to my applications):

- ERASMUS+ programme registration
Phase 1 (08.07.2019 15:00 – 08.07.2020 14:22)

11. Before you download your documents, click on “Choose” to prepare your Learning Agreement (Table A).

My account

My applications

Make sure to register for all desired study programmes.

[ERASMUS_PLUS_REG] ERASMUS+ programme registration (open)

Description

[ERASMUS_2019_2020_IT] ERASMUS+ Programme (BA / BSc)				
Phase 1 (✕ withdraw) 08.07.2019 - 08.07.2020	Registration fee ○ not required	Score ---	Qualification status --- The results will be visible: 08.07.2020 14:22	Decision ---
Period of study	Full academic year			
Courses Choose	Choose courses that you want to attend during your studies. Documents without online application cannot be accepted, because the online system is used for booking places in the courses you selected. ECTS credits limit: 72 (used: 0).			
Additional information	Please provide additional information in order to complete registration: ✔ Additional questions - foreigner (filled out)			

Documents and further steps

**12. You will be redirected to the ECTS catalogue course.
Click “I understand, let’s begin”.**

Course search

Number of selected courses: 0 Finish selecting

No courses selected

Search for

ECTS Course Catalogue - choose your courses

You have been redirected to the **ECTS Course Catalogue** - information site for our studies and courses. In order to add a course to "the selected courses":

- Find a course and visit its page.
- On the course page, click the **"Add to the selected courses"** button.

After you finish selecting, click the **"Finish selecting"** button (you will find it in the upper part of the page).

I understand, let's begin Get me out of here!

Academic year 2016/17
Summer Semester 2016/17
Winter Semester 2016/17

13. While browsing pay attention to the faculty and the selected terms.

The screenshot shows the 'Course search' interface. At the top, there is a search bar with a magnifying glass icon and the text 'Course search'. Below it, a status bar indicates 'Number of selected courses: 0' and a red button labeled 'Finish selecting'. A message below the status bar says '• No courses selected'. The main search area is titled 'Search for courses:' and contains a text input field for 'Course name (optional)' and a red button labeled 'Search'. To the right of the search bar is a magnifying glass icon. Below the search bar, there are two dropdown menus. The first dropdown menu is labeled 'organized by...' and has a red box around it with the number '1'. It shows a list of faculties, with 'any faculty' selected. The second dropdown menu is labeled 'conducted during selected terms...' and has a red box around it with the number '2'. It shows a list of academic years and semesters, with 'Academic year 2019/20' and 'Summer Semester 2019/20' selected. A red box with the number '3' is around the 'Search' button.

14. Click on the chosen faculty to see the courses available in the selected term. For example : winter & summer semester 2019/2020 – Faculty of Architecture.

The screenshot shows the course search results for the Faculty of Architecture. At the top, there is a search bar with a magnifying glass icon and the text 'Course search'. Below it, a status bar indicates 'Number of selected courses: 0' and a red button labeled 'Finish selecting'. A message below the status bar says '• No courses selected'. The main search area is titled 'Search for courses:' and contains a text input field for 'Course name (optional)' and a red button labeled 'Search'. To the right of the search bar is a magnifying glass icon. Below the search bar, there are two dropdown menus. The first dropdown menu is labeled 'organized by...' and has a red box around it with the number '1'. It shows a list of faculties, with 'any faculty' selected. The second dropdown menu is labeled 'conducted during selected terms...' and has a red box around it with the number '2'. It shows a list of academic years and semesters, with 'Academic year 2019/20' and 'Summer Semester 2019/20' selected. A red box with the number '3' is around the 'Search' button. Below the search bar, there is a section titled 'Name of an organizing faculty: 12000000' and 'Term codes: 2019, 2019L'. A link 'change criteria' is also present. To the right of this section, there is a section titled 'Choose a faculty to see matching courses:'. Below this section, there is a red box around the text 'Faculty of Architecture - 19 matches' with a red arrow pointing to it.

15. Choose the courses you are interested in.

IMPORTANT: The max. number of ECTS credits per semester is 36.

The screenshot shows a web interface for course selection. At the top, there is a 'Course search' bar. Below it, a summary box indicates 'Number of selected courses: 0' and 'Finish selecting'. A red arrow points down to a red-bordered box containing the 'Faculty of Architecture' course list. The list shows 19 courses, with the first few visible: Architectural Design - Educational building (IS-FA-00089), Architectural Design ? Housing design II (IS-FA-00058), Architectural Design: Office building in Białystok (IS-FA-00059), Computer Aided Architectural Design II (IS-FA-00083), Digital Modelling II (IS-FA-00088), Exhibition Design II (IS-FA-00064), Graphic design II (IS-FA-00069), Interior Design II (IS-FA-00062), Interior Design IV (IS-FA-00083), Lighting and Illumination (IS-FA-00085), Printmaking Workshop I (IS-FA-00057), Research - final thesis (IS-FA-00071), Sculpture (IS-FA-00054), Seminar - Contemporary Urban Studies (IS-FA-00086), Seminar - History of Architecture (IS-FA-00087), Structural Mechanics II (IS-FA-00084), Urban Design Module ? City acupuncture (IS-FA-00060), Visual Arts - Freehand Drawing (IS-FA-00077), and Visual Arts - Painting (IS-FA-00078).

16. Click “Add to the selected courses” to confirm the selection.

The screenshot shows the same web interface, but now a specific course, 'Architectural Design - Educational building (IS-FA-00089)', is selected. The 'Add to the selected courses' button is highlighted with a red box. The interface also shows 'Conducted in term: 2019L', 'ECTS credits: 8', and 'Organized by: Faculty of Architecture'. A note states 'This course has not yet been described...'. The 'Number of selected courses' remains at 0.

IMPORTANT: if you wish to add another course from different faculty repeat the whole procedure by clicking “**Course search**”. However, if the new subject you’d like to add is from the same faculty, just click “backspace” on your keyboard.

17. Once you complete your Learning Agreement, click “Finish selecting”.

Course search

Number of selected courses: 4 **Finish selecting**

- Architectural Design - Educational building
- Architectural Design ? Housing design II
- Computer Aided Architectural Design I
- Interior Design III

Conducted in term: 2019Z
ECTS credits: 8

Organized by: Faculty of Architecture

Interior Design III IS-FA-00049

This course is now selected. Undo selection?

This course has not yet been described...

18. You will be redirected to “My application” section. Before you download any document, please make sure you've selected 36 ECTS credits per semester.

My account

The list of selected courses has been updated.

My data Personal forms Enrollment applications Payments Messages Notifications Consents Help

My applications

Make sure to register for all desired study programmes.

[ERASMUS_PLUS_REG] ERASMUS+ programme registration (open)

Registration 2019/2020

Description

[ERASMUS_2019_2020_II] ERASMUS+ Programme (BA / BSc)				
Phase 1 (✕ withdraw) 08.07.2019 - 08.07.2020	Registration fee ○ not required	Score ---	Qualification status --- The results will be visible: 08.07.2020 14:22	Decision ---
Period of study	Full academic year			
Courses Choose	Choose courses that you want to attend during your studies. Documents without online application cannot be accepted, because the online system is used for booking places in the courses you selected. ECTS credits limit: 72 (used: 34). <ul style="list-style-type: none">• [IS-FA-00049] Interior Design III (ECTS: 8) ✕• [IS-FA-00058] Architectural Design ? Housing design II (ECTS: 12) ✕• [IS-FA-00074] Computer Aided Architectural Design I (ECTS: 6) ✕• [IS-FA-00089] Architectural Design - Educational building (ECTS: 8) ✕			
Additional information	Please provide additional information in order to complete registration: ✔ Additional questions - foreigner (filled out)			

Documents and further steps

19. Click on “Documents and further steps” to download the Learning Agreement and the Application for international students.

My applications

Make sure to register for all desired study programmes.

[ERASMUS_PLUS_REG] ERASMUS+ programme registration

(open)

Registration 2019/2020

Description

ERASMUS_2019_2020_II ERASMUS+ Programme (BA / BSc)				
Phase 1 (✖ withdraw) 08.07.2019 - 08.07.2020	Registration fee ○ not required	Score ---	Qualification status --- The results will be visible: 08.07.2020 14:22	Decision ---
Period of study	Full academic year			
Courses 📚 Choose	<p>Choose courses that you want to attend during your studies. Documents without online application cannot be accepted, because the online system is used for booking places in the courses you selected. ECTS credits limit: 72 (used: 34).</p> <ul style="list-style-type: none">○ [IS-FA-00049] Interior Design III (ECTS: 8) ✖○ [IS-FA-00058] Architectural Design ? Housing design II (ECTS: 12) ✖○ [IS-FA-00074] Computer Aided Architectural Design I (ECTS: 6) ✖○ [IS-FA-00089] Architectural Design - Educational building (ECTS: 8) ✖			
Additional information	<p>Please provide additional information in order to complete registration:</p> <ul style="list-style-type: none">🟢 Additional questions - foreigner (filled out)			
📄 Documents and further steps				

20. Both documents must be signed by the student and a representative of his/her home University.

→ My account → Enrollment applications → ERASMUS+ Programme (BA / BSc)

Documents and further steps

Required documents

Documents to download	
Application for international student	Download
Learning Agreement	Download

Documents to submit	
Application for international student	
Learning Agreement	

21. Wait for the verification.

You can monitor our process by checking in “Documents and further steps” if your documents have been: Submitted, Accepted or Rejected.

→ My account → Enrollment applications → ERASMUS+ Programme (BA / BSc)

Documents and further steps

Required documents

Documents to download	
Application for international student	Download
Learning Agreement	Download

Documents to submit	
Application for international student	
Learning Agreement	