



EDUROAM

ABOUT THE SERVICE

- **Information for new students**

If you have not received a message from the University Information Center (UCI), before contacting us, check the SPAM folder, perhaps the message was there.

- **Where to find the data for the first login in Office365?**

The data for logging in to Eduroam is also the data for the first logging into OFFICE365 (portal.office.com).

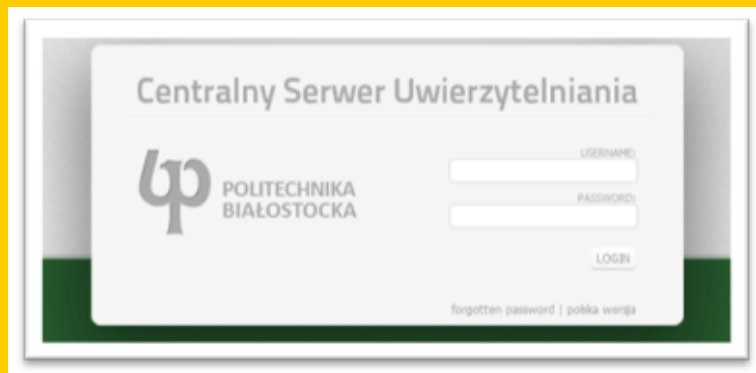
To learn this information, log in to USOSweb (<https://usosweb.pb.edu.pl/> - with the username and password our IRO office sent you) and check the new login details in the "My USOSWEB" tab.

The above changes are due to the care for the appropriate level of security of your data.

INSTRUCTION

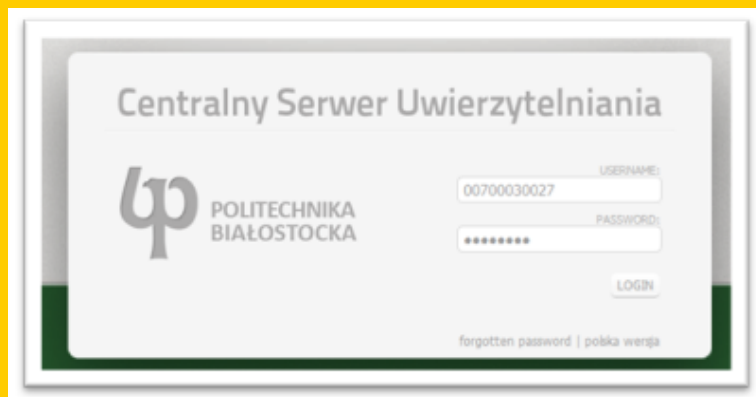
1

[HTTPS://USOSWEB.PB.EDU.PL/](https://usosweb.pb.edu.pl/)



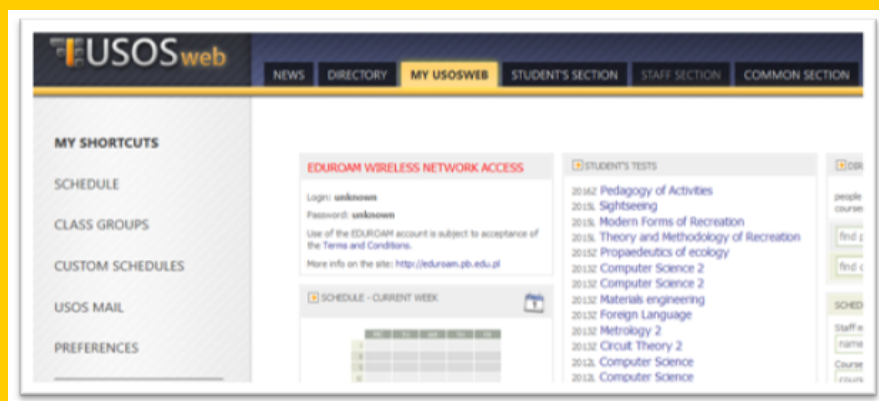
2

INTRODUCE THE CODE YOU RECEIVED FROM BUT_IRO



3

IN **"MY USOSWEB"** YOU WILL HAVE ACCESS TO THE EDUROAM WIRELESS NETWORK



YOU WILL BE GIVEN A STUDENT E-MAIL ADDRESS (@STUDENT.PB.EDU.PL). DON'T FORGET TO CHECK REGULARLY THIS ACCOUNT BECAUSE YOU WILL RECEIVE IMPORTANT MESSAGES FROM YOUR PROFESSORS.

Access to the network requires a device compliant with the 802.1x standard.

Learn more at pb.edu.pl/iro